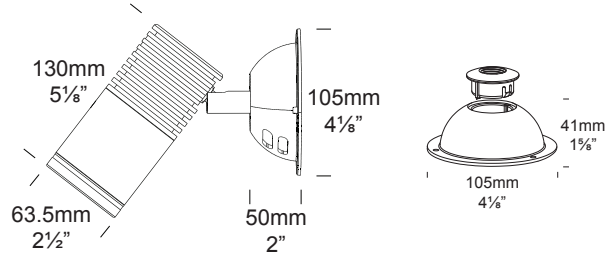


Tree Mount High Power RGBW PURE LED

SPECIFICATIONS



LED Chip	LED Engin Plug and Play field replaceable LED board
Luminaire Output	1000 total Lumens @250mA (20 Watts) with all colours on, Delivered from luminaire with unobstructed beam
Lumens Per Watt	54 Lumens minimum @ 20 watts, delivered from luminaire with unobstructed beam
CRI (6500K)	75CRI White - 6500K
Colour Temperatures	6500K White + Red, Blue, Green
Beam Angles	15, 30, 40, 70
Ingress Protection	IP66
Warranty	Electronics = 5 years Body Aluminium = 5 years
Standards	AS/NZS 61046 cUL 1598 CSA C22.2 No. 250.0 CE



PRODUCT CONFIGURATION

Please fill in appropriate codes into boxes provided

Cat. No. TM/HPRGBW

Luminaire	Power	Material/Finish	Beam	Accessories
<input type="text" value="TM/HPRGBW"/>	<input type="text" value="SR"/>	<input type="text"/>	<input type="text"/>	<input type="text"/>
<input type="text" value="SR"/> 250mA INput, Series Wired 20W		ALUMINIUM <input type="text" value="EBK"/> BLACK <input type="text" value="EBZ"/> BRONZE <input type="text" value="EOGR"/> OLIVE GREEN <input type="text" value="EWH"/> WHITE <input type="text" value="EWB"/> WHITE BIRCH <input type="text" value="EDG"/> DARK GREY <input type="text" value="ESTAR"/> SILVER STAR <input type="text" value="ECT"/> CORTEN	<input type="text" value="15"/> 15° <input type="text" value="30"/> 30° <input type="text" value="40"/> 40° <input type="text" value="70"/> 70°	<input type="text" value="CJK"/> CABLE JOINT KIT <input type="text" value="SNT"/> SNOOT <input type="text" value="GG"/> GLARE GUARD <input type="text" value="LF"/> FROSTED LENS <input type="text" value="LKN"/> LOCKING KNUCKLE
SERIES DRIVER: Constant current driver (included, supplied separate to fixture). Individual channels require: Red 15vdc Green 21.6vdc Blue 19.2vdc White 22.4vdc @250mA maximum.				
ADDITIONAL COMMENTS: <input style="width: 100%; height: 40px;" type="text"/>				

LUMINAIRE CONSTRUCTION

CNC machined from one of the following metals:

Aluminium:

Body: high corrosion resistant 63.5mm (2^{1/2}") x 10mm (3/8") aluminium.

End cap: solid aluminium 63.5mm (2^{1/2}") rod, with chromate substrate and high UV resistant polyester powder coat.

Colours:

Black, Bronze, Silver Star, White, White Birch, Olive Green, Dark Grey, Corten.

Dome:

Molded from glass-filled polypropylene with snap in 1/2" NPS female adaptor.

Lens:

10mm (3/8") Extra clear, low iron, shatter resistant glass.

Lifetime warranty

Knuckles:

Aluminium luminaires: 360° rotation and 0-90° elevation, solid brass with anti rust spring.

Gaskets:

Silicone, iron impregnated 220°C (428°F)

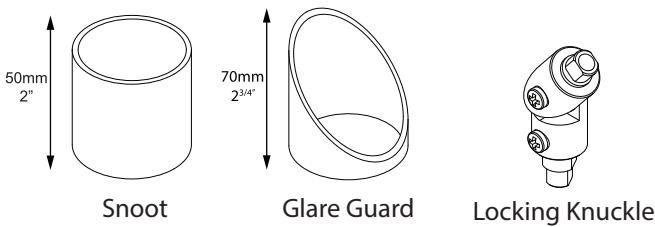
Mounting:

The Tree Mount Dome is secured to the tree with 3 x 95mm (1/8" x 3^{3/4}") 316 stainless steel bolts. The Tree Mount Rubber Strap version is secured to the tree with an adjustable rubber strap. The strap is supplied in a 1m (39^{3/8}") and can be tightened against the tree.

Luminaire Weight:

Alum: 0.870kg (1lb 15oz)

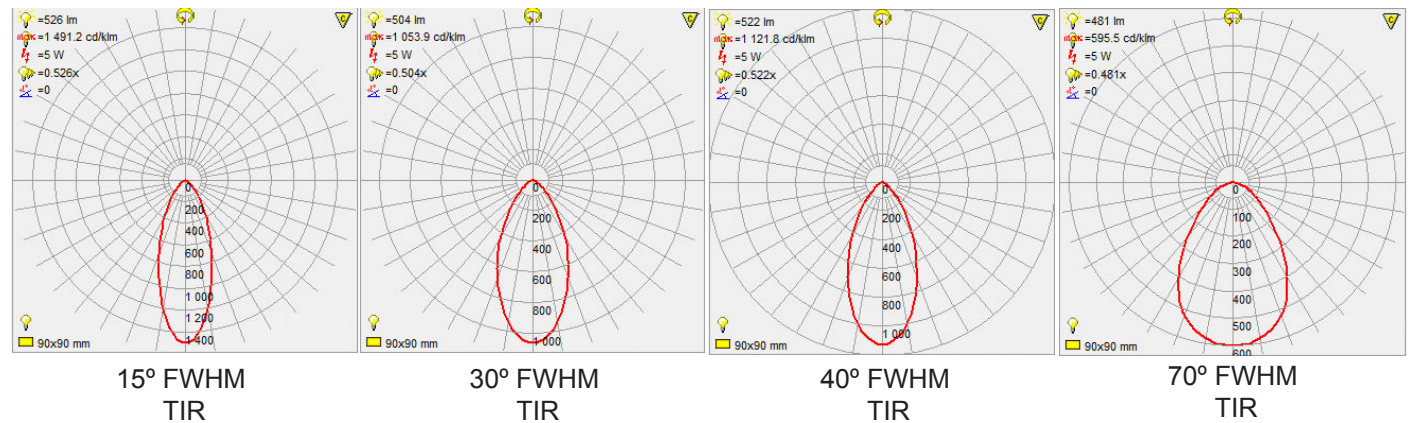
ACCESSORIES



BEAM ANGLES

High efficiency PMMA TIR lenses. Field replaceable

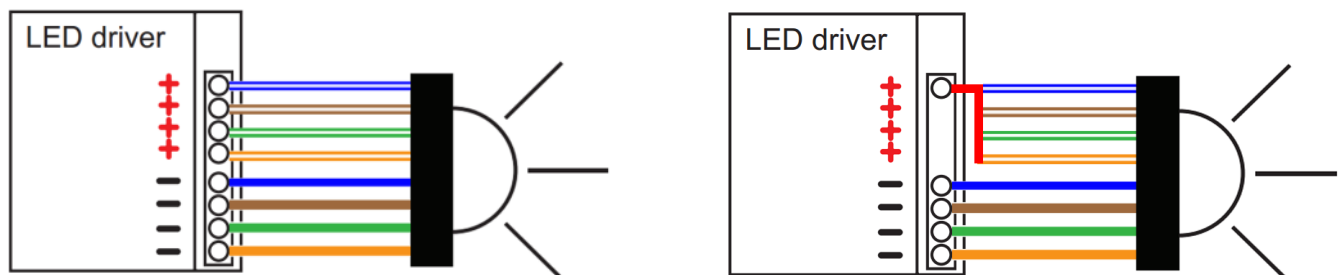
IES files available for download: hunzalighting.com/downloads



WIRING GUIDE

Available for download: hunzalighting.com/downloads

CONSTANT CURRENT - SERIES WIRED



Specifications may change without notification

Sept 2020