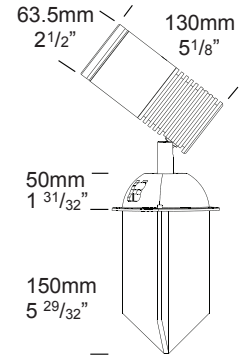


## Spike Spot High Power RGBW PURE LED

### SPECIFICATIONS



<b>LED Chip</b>	LED Engin Plug and Play field replaceable LED board
<b>Luminaire Output</b>	1000 total Lumens @250mA (20 Watts) with all colours on, Delivered from luminaire with unobstructed beam
<b>Lumens Per Watt</b>	54 Lumens minimum @ 20 watts, delivered from luminaire with unobstructed beam
<b>CRI (6500K)</b>	75CRI White - 6500K
<b>Colour Temperatures</b>	6500K White + Red, Blue, Green
<b>Beam Angles</b>	15, 30, 40, 70
<b>Ingress Protection</b>	IP66
<b>Warranty</b>	Electronics = 5 years Body Aluminium = 5 years
<b>Standards</b>	AS/NZS 61046 cUL 2108, 1598 CSA C22.2 No. 250.0-08, No. 250.0 CE



### PRODUCT CONFIGURATION

Please fill in appropriate codes into boxes provided

Cat. No. SS/HPRGBW

<p><b>Luminaire</b></p> <div style="border: 1px solid black; padding: 2px; width: fit-content;">SS/HPRGBW</div>	<p><b>Power</b></p> <div style="border: 1px solid black; padding: 2px; width: fit-content;">SR</div>	<p><b>Material/Finish</b></p> <div style="border: 1px solid black; width: fit-content; height: 20px; margin-bottom: 5px;"></div> <p style="font-size: small; margin-left: 10px;">ALUMINIUM</p> <ul style="list-style-type: none"> <li><span style="border: 1px solid black; padding: 1px 5px;">EBK</span> BLACK</li> <li><span style="border: 1px solid black; padding: 1px 5px;">EBZ</span> BRONZE</li> <li><span style="border: 1px solid black; padding: 1px 5px;">EOGR</span> OLIVE GREEN</li> <li><span style="border: 1px solid black; padding: 1px 5px;">EWH</span> WHITE</li> <li><span style="border: 1px solid black; padding: 1px 5px;">EWB</span> WHITE BIRCH</li> <li><span style="border: 1px solid black; padding: 1px 5px;">EDG</span> DARK GREY</li> <li><span style="border: 1px solid black; padding: 1px 5px;">ESTAR</span> SILVER STAR</li> <li><span style="border: 1px solid black; padding: 1px 5px;">ECT</span> CORTEN</li> </ul>	<p><b>Beam</b></p> <div style="border: 1px solid black; width: fit-content; height: 20px; margin-bottom: 5px;"></div> <ul style="list-style-type: none"> <li><span style="border: 1px solid black; padding: 1px 5px;">15</span> 15°</li> <li><span style="border: 1px solid black; padding: 1px 5px;">30</span> 30°</li> <li><span style="border: 1px solid black; padding: 1px 5px;">40</span> 40°</li> <li><span style="border: 1px solid black; padding: 1px 5px;">70</span> 70°</li> </ul>	<p><b>Accessories</b></p> <div style="border: 1px solid black; width: fit-content; height: 20px; margin-bottom: 5px;"></div> <div style="border: 1px solid black; width: fit-content; height: 20px; margin-bottom: 5px;"></div> <div style="border: 1px solid black; width: fit-content; height: 20px; margin-bottom: 5px;"></div> <div style="border: 1px solid black; width: fit-content; height: 20px; margin-bottom: 5px;"></div> <div style="border: 1px solid black; width: fit-content; height: 20px; margin-bottom: 5px;"></div>
---	--	--	--	--

**SR** 250mA Input, Series Wired 20W

**SERIES DRIVER:**  
Constant current driver (included, supplied separate to fixture).

Individual channels require:  
Red 15vdc  
Green 21.6vdc  
Blue 19.2vdc  
White 22.4vdc  
@250mA maximum.

- LKN LOCKING KNUCKLE
- SNT SNOOT
- GG GLARE GUARD
- LF FROSTED LENS
- CJK CABLE JOINT KIT

ADDITIONAL COMMENTS:

# LUMINAIRE CONSTRUCTION

**CNC machined from one of the following metals:**

**Aluminium:**

Body: high corrosion resistant 63.5mm (2<sup>1/2</sup>" ) x 10mm (3/8") aluminium.

Driver Housing (Retro™): solid aluminium 63.5mm (2<sup>1/2</sup>" ) x 3.25mm (1/8") tube with chromate substrate and high UV resistant polyester "E" powder coat.

**Colours:**

Black, Bronze, Silver Star, White, White Birch, Olive Green, Dark Grey, Corten.

**Knuckles:**

Aluminium luminaires: 360° rotation and 0-90° elevation, solid brass with anti rust spring.

**Cable:**

Water resistant rubber with HUNZA™ Anti-Syphon™ barrier system.

**Lens:**

10mm (3/8") Extra clear, low iron, shatter resistant glass.

Lifetime warranty

**Gaskets:**

Silicone, iron impregnated 220°C (428°F)

**Mounting:**

Series: Ground spike 150mm (6") inserted directly into the earth.

Retro™ (110/240-12volt): driver housing pole 395mm (15<sup>1/2</sup>" ) is directly mounted into the earth.

Flange Mount option is available for hard surfaces.

**Luminaire Weight:**

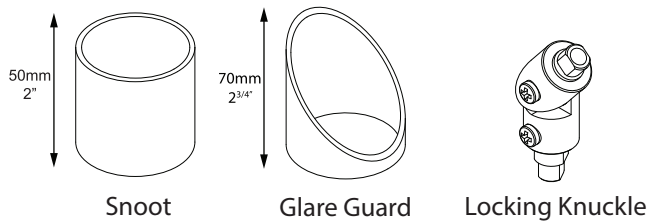
Low voltage:

Alum: 0.870 (1lb 15oz)

Retro™

Alum: 1.500 (3lb 5oz)

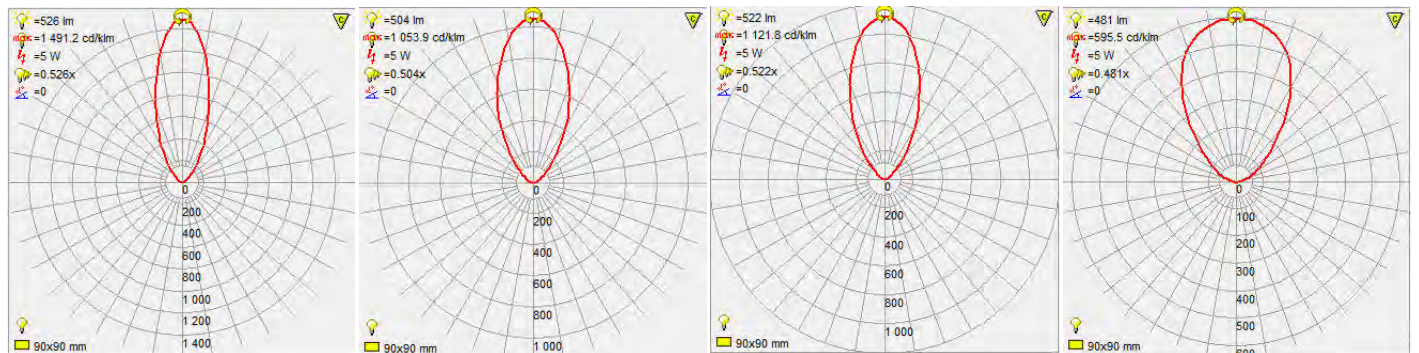
## ACCESSORIES



## BEAM ANGLES

High efficiency PMMA TIR lenses. Field replaceable

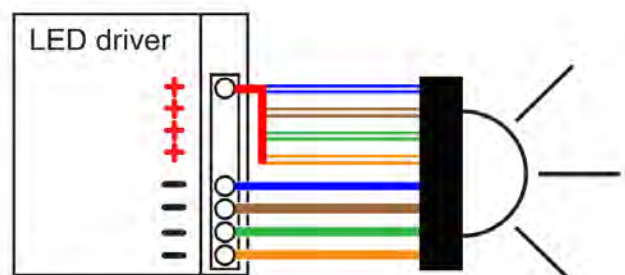
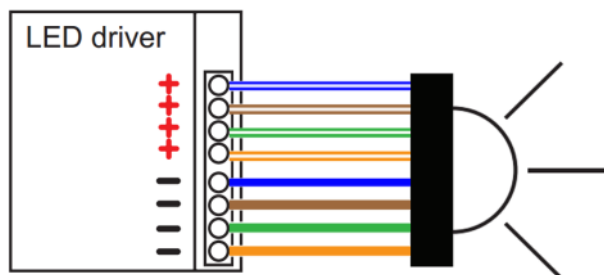
IES files available for download: [hunzalighting.com/downloads](http://hunzalighting.com/downloads)



## WIRING GUIDE

CONSTANT CURRENT - SERIES WIRED

Available for download: [hunzalighting.com/downloads](http://hunzalighting.com/downloads)



Specifications may change without notification

Sept 2020